

1 EQUITY SHARE & CABIN | \$500,000 | DESHA COUNTY, ARKANSAS

Beulah Island Hunting Club

[Video Link](#)

Welcome to **Beulah Island Hunting Club**, possibly the most affordable, family-friendly equity shares listed on the Mississippi River today. This share has excellent deer, turkey, and hog hunting, and it also comes with a furnished, ready-to-move-in cabin offering 1,400 +/- square feet of living space. This three bedroom, two full bathroom house has an open-floor concept for the kitchen and living area and a front and back porch to relax on. The club is at the end of a gated private drive approximately 10 minutes from Rosedale, Mississippi. The club also offers a private fishing lake on the property, and with Port of Rosedale landing only minutes away, you have direct access to the Mississippi River. Call Charlie Heinsz to schedule a private showing!

3 Bedrooms

2 Bathrooms

1,400 +/- SF

Hunting & Fishing



CHARLIE
HEINSZ
REALTOR®

Office: 662.441.2500

Cell: 662.719.7218

Charlie@TomSmithLand.com



A Real Estate Expert You Can Trust

TomSmithLandandHomes.com

Information is believed to be accurate but not guaranteed.



Equity Share & Cabin - Beulah Island Hunting Club, LLC

- 3,450+/- acres of Mississippi River Hunting Land in Desha County, Arkansas.
- 2,470± acres owned, and 980+/- acres leased.
- Yearly dues \$5,500.
- Cabin lake lots available and River lots coming soon.
- Very low pressure hunting only 25 shares.
- Memberships are subject to a 30-day approval process.
- Excellent duck hunting.
- Multiple annually planted food plots.
- Game management plan in place overseen by a certified wild-life biologist.
- Full-Time caretaker Russell Cabrol.
- Walk-in cooler and Game care center.
- Commercial kitchen with cooks open during deer and turkey season.



CHARLIE HEINSZ
REALTOR®

Office: 662.441.2500

Cell: 662.719.7218

Charlie@TomSmithLand.com



A Real Estate Expert You Can Trust

TomSmithLandandHomes.com

Information is believed to be accurate but not guaranteed.





CHARLIE HEINSZ
 REALTOR®
 Office: 662.441.2500
 Cell: 662.719.7218
 Charlie@TomSmithLand.com



A Real Estate Expert You Can Trust
 TomSmithLandandHomes.com

Information is believed to be accurate but not guaranteed.





CHARLIE HEINSZ
REALTOR®

Office: 662.441.2500

Cell: 662.719.7218

Charlie@TomSmithLand.com




A Real Estate Expert You Can Trust

TomSmithLandandHomes.com

Information is believed to be accurate but not guaranteed.





CHARLIE HEINSZ
REALTOR®

Office: 662.441.2500

Cell: 662.719.7218

Charlie@TomSmithLand.com



A Real Estate Expert You Can Trust

TomSmithLandandHomes.com

Information is believed to be accurate but not guaranteed.





CHARLIE HEINSZ
REALTOR®

Office: 662.441.2500

Cell: 662.719.7218

Charlie@TomSmithLand.com



A Real Estate Expert You Can Trust

TomSmithLandandHomes.com

Information is believed to be accurate but not guaranteed.





CHARLIE HEINSZ

REALTOR®

Office: 662.441.2500

Cell: 662.719.7218

Charlie@TomSmithLand.com



A Real Estate Expert You Can Trust

TomSmithLandandHomes.com

Information is believed to be accurate but not guaranteed.





2023 Rifle Season

CHARLIE HEINSZ

REALTOR®

Office: 662.441.2500

Cell: 662.719.7218

Charlie@TomSmithLand.com



A Real Estate Expert You Can Trust

TomSmithLandandHomes.com

Information is believed to be accurate but not guaranteed.





CHARLIE HEINSZ
REALTOR®

Office: 662.441.2500

Cell: 662.719.7218

Charlie@TomSmithLand.com



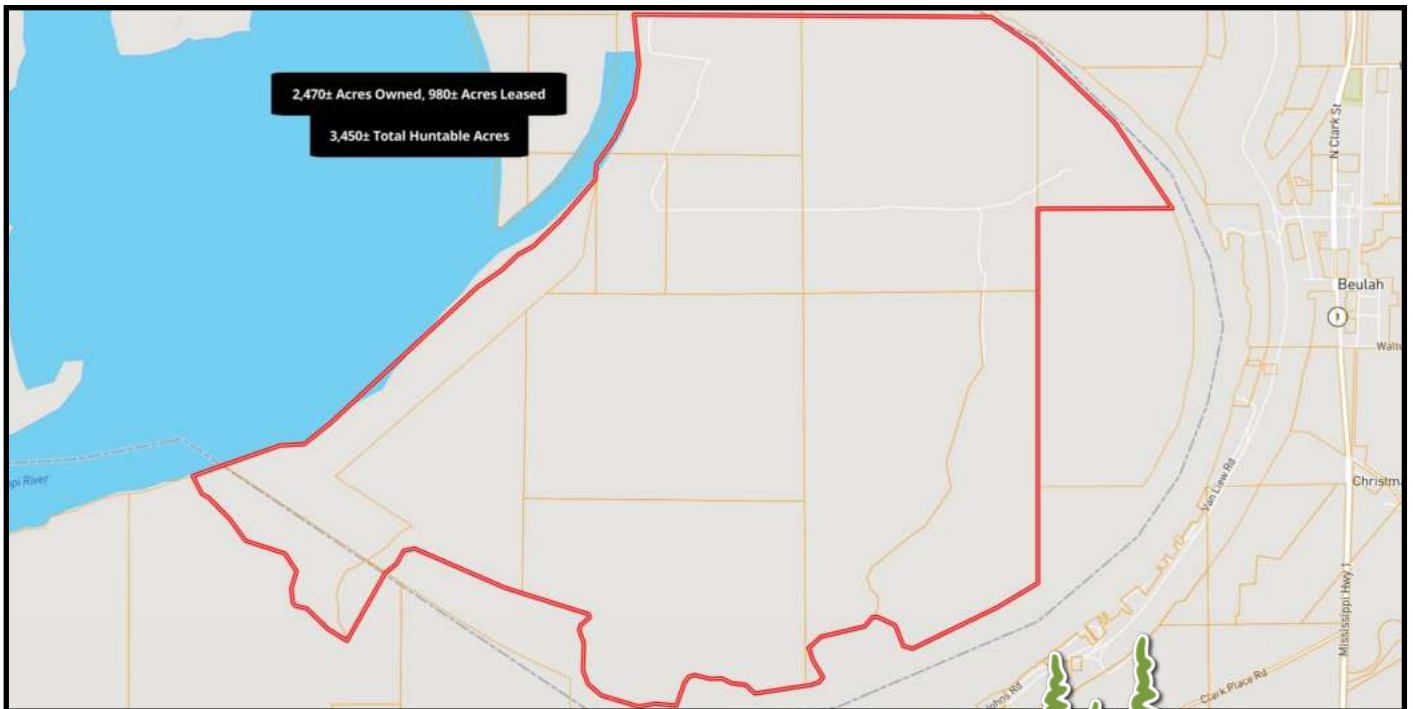
A Real Estate Expert You Can Trust

TomSmithLandandHomes.com

Information is believed to be accurate but not guaranteed.



[Click Here for an Interactive Map](#)



CHARLIE HEINSZ

REALTOR®

Office: 662.441.2500

Cell: 662.719.7218

Charlie@TomSmithLand.com



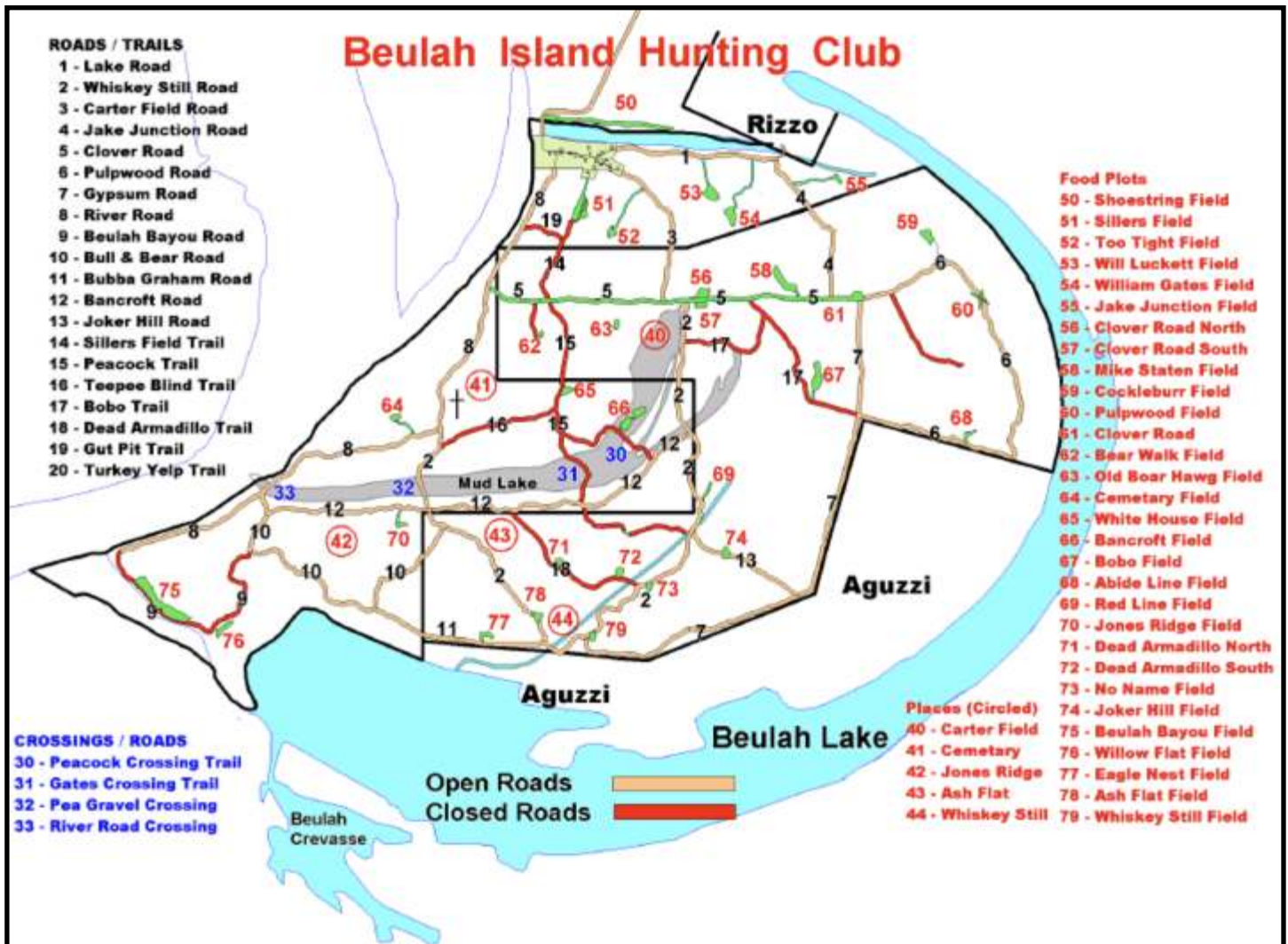
A Real Estate Expert You Can Trust

TomSmithLandandHomes.com

Information is believed to be accurate but not guaranteed.



CLUB MAP



CHARLIE HEINSZ

REALTOR®

Office: 662.441.2500

Cell: 662.719.7218

Charlie@TomSmithLand.com



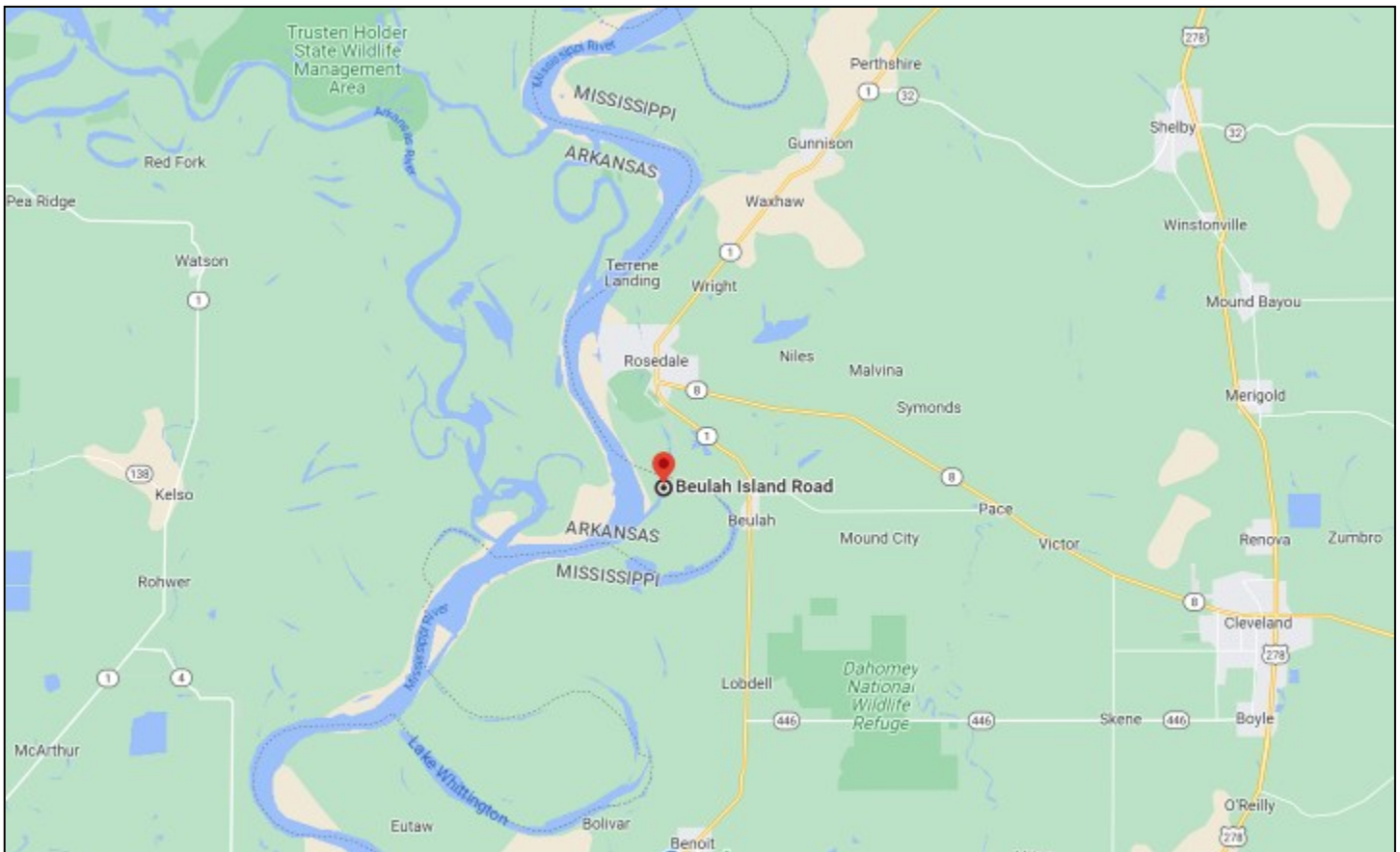
A Real Estate Expert You Can Trust

TomSmithLandandHomes.com

Information is believed to be accurate but not guaranteed.



DIRECTIONAL MAP



Directions from the intersection of Hwy 1 and Hwy 8 in Rose Dale, MS: Travel south on MS-1/Main Street for 1.6 miles. Turn Right onto David Work Drive. Travel 2.1 miles and continue to Beulah Island Road to the entrance. **[GOOGLE MAP LINK](#)**



**CHARLIE
HEINSZ**
REALTOR®

Office: 662.441.2500
Cell: 662.719.7218
Charlie@TomSmithLand.com



A Real Estate Expert You Can Trust

TomSmithLandandHomes.com

Information is believed to be accurate but not guaranteed.

