



AFFORDABLE HUNTING TRACT

53.48± Acres in Holmes County, MS



- *Ebenezer Community...Great Location*
- *Mixed Stand of Regrowth*
- *Direct Access*
- *Utilities Nearby*
- *Hunting Potential*
- *Surveyed*

\$125,000

This 53.48± acre property is a perfect opportunity to own a small yet affordable hunting tract in the Ebenezer area of Holmes County, MS. The property consists of a mixed stand of oak, gum, cedar, and pine trees that are mature enough to provide cover, food, and a highly favorable habitat for deer and turkey. The area is ideally suited for hunting due to the remote location, yet it has direct access to two county roads. The property has two separate entry points. This property would provide enough area for you and your companions to hunt together safely or ride offroad vehicles, or the property would be suitable for a camp or homesite. The Ebenezer, MS, community, and access to I-55 is a very short drive, and the Metro-Jackson area is within an hour's drive. Call Sam Sample to schedule your guided tour!



**SAM
SAMPLE**
REALTOR®

Office: 601.898.2772
Cell: 601.668.5697
Sam@TomSmithLand.com



Expect More. Get More.

A Real Estate Expert You Can Trust

TomSmithLandandHomes.com

Information is believed to be accurate but not guaranteed.





A Real Estate Expert *You Can Trust!*

SAM SAMPLE
REALTOR®

O: 601.898.2772 C: 601.668.5697

Sam@TomSmithLand.com

TomSmithLandandHomes.com



Expect More. Get More.



Information is believed to be accurate but not guaranteed.

32.9513, -90.1152

LM RD

HELM RD

53.48+/- Acres

32.9453, -90.1187

See Survey for Exact Boundary

AERIAL MAP

[CLICK HERE FOR AN INTERACTIVE MAP](#)

A Real Estate Expert
You Can Trust!

SAM SAMPLE
REALTOR®

O: 601.898.2772 C: 601.668.5697

Sam@TomSmithLand.com

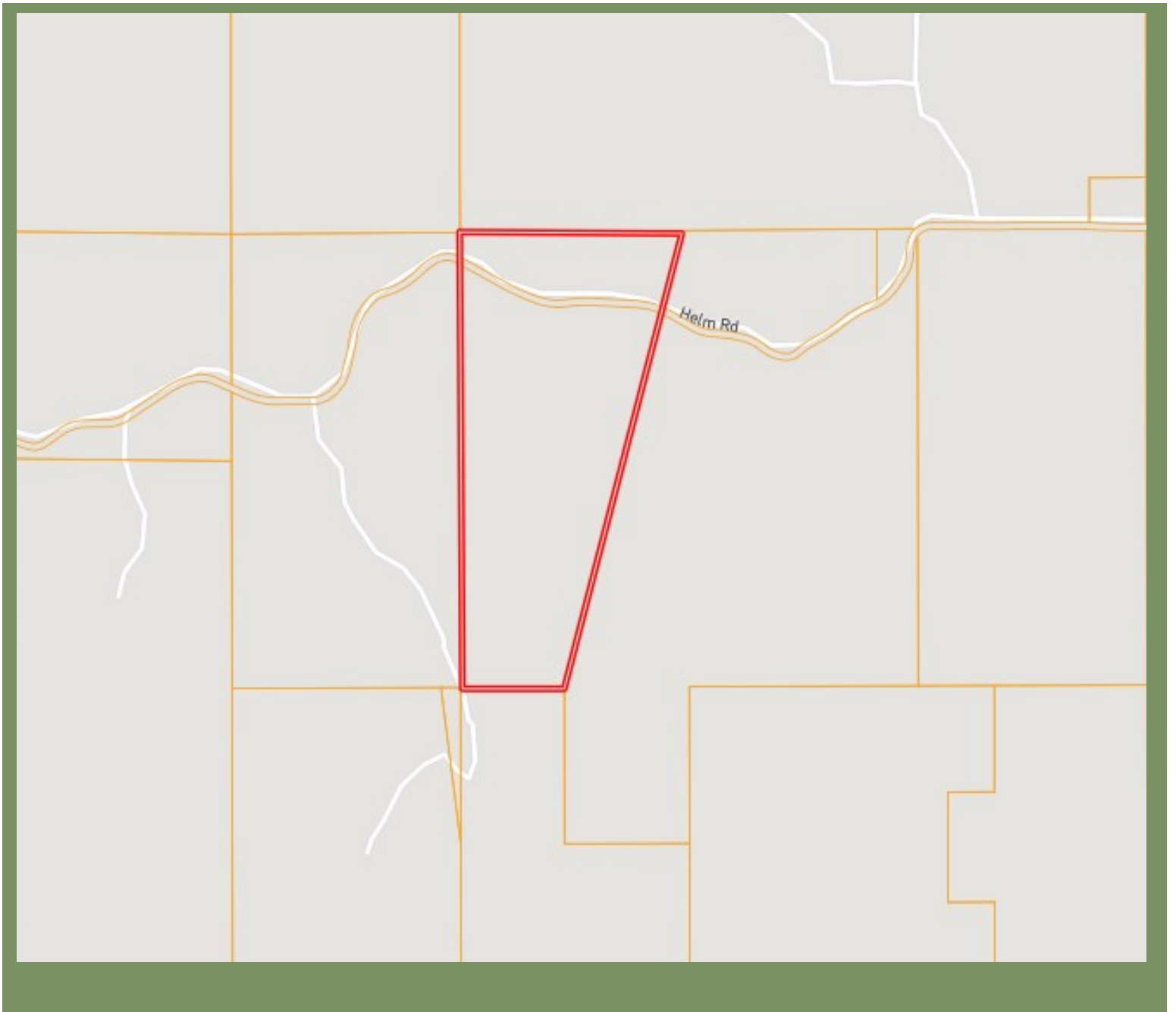
TomSmithLandandHomes.com



Expect More. Get More.



Information is believed to be accurate but not guaranteed.



OWNERSHIP MAP

A Real Estate Expert
You Can Trust!

SAM SAMPLE
REALTOR®

O: 601.898.2772 C: 601.668.5697

Sam@TomSmithLand.com

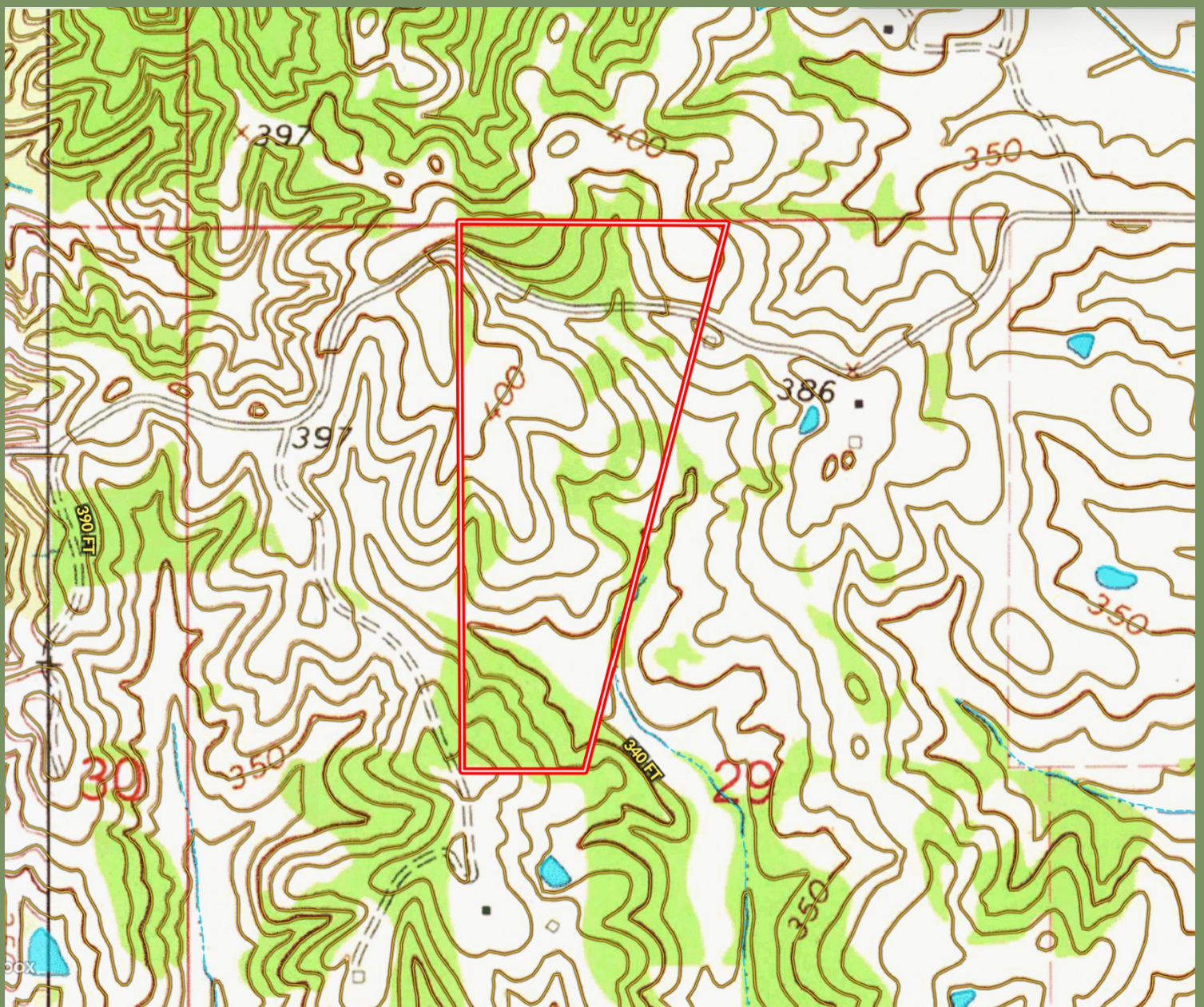
TomSmithLandandHomes.com



Expect More. Get More.



Information is believed to be accurate but not guaranteed.



TOPOGRAPHY MAP

A Real Estate Expert
You Can Trust!

SAM SAMPLE
REALTOR®

O: 601.898.2772 C: 601.668.5697

Sam@TomSmithLand.com

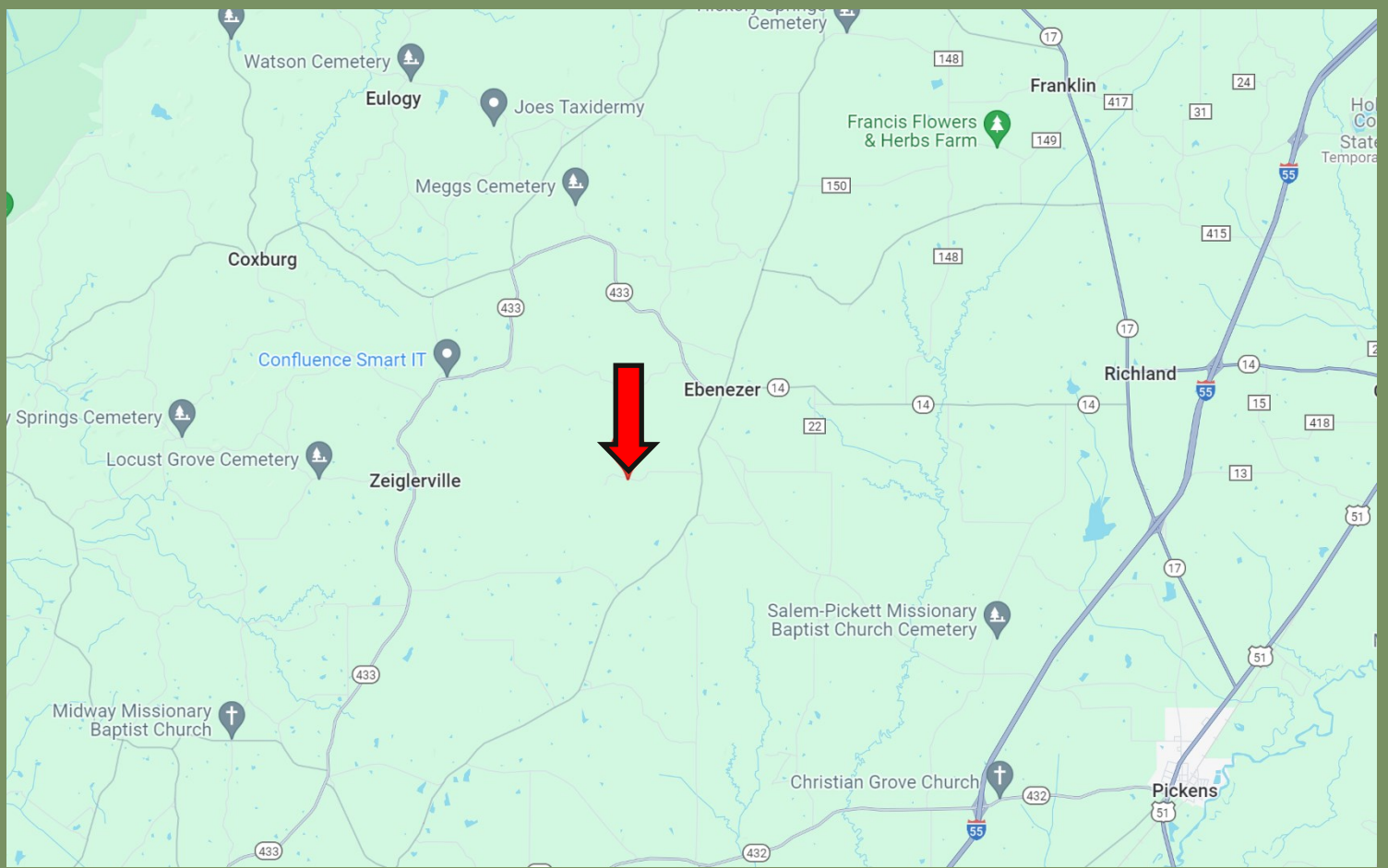
TomSmithLandandHomes.com



Expect More. Get More.



Information is believed to be accurate but not guaranteed.



DIRECTIONAL MAP



Directions from Hwy 14 in Ebenezer MS: Travel south on Ebenezer Road for 1.4 miles. Turn right onto Helm road (gravel) and travel 1.3 miles. The property will be on both sides of Helm Road.
GPS: 32.9513, -90.1152 [GOOGLE MAP LINK](#)

**A Real Estate Expert
You Can Trust!**

SAM SAMPLE
REALTOR®

O: 601.898.2772 C: 601.668.5697

Sam@TomSmithLand.com

TomSmithLandandHomes.com



Expect More. Get More.

Information is believed to be accurate but not guaranteed.

