

 Boundary



|  Boundary 222.1 ac









SOIL CODE	SOIL DESCRIPTION	ACRES	%	CAP
Gr	Gilbert silt loam	43.4	19.54	3w
Gy	Gilbert-Egypt complex	65.9	29.69	3w
Gt	Gilbert silt loam, occasional flooded	17.7	7.95	4w
Gh	Gigger-Gilbert complex, gently undulating	95.1	42.82	2e
TOTALS		222.1	100%	2.65

Capability Legend

Increased Limitations and Hazards

Decreased Adaptability and Freedom of Choice Users

Land, Capability

								
	1	2	3	4	5	6	7	8
'Wild Life'	•	•	•	•	•	•	•	•
Forestry	•	•	•	•	•	•	•	
Limited	•	•	•	•	•	•	•	
Moderate	•	•	•	•	•	•		
Intense	•	•	•	•	•			
Limited	•	•	•	•				
Moderate	•	•	•					
Intense	•	•						
Very Intense	•							

Grazing Cultivation

(c) climatic limitations (e) susceptibility to erosion

(s) soil limitations within the rooting zone (w) excess of water